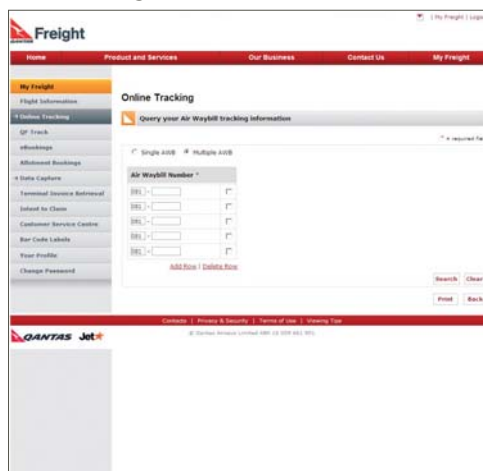


Air waybill status online 24/7

Track your shipment at any time using qantasfreight.com
To view full air waybill status, you must first log-in as a registered user.

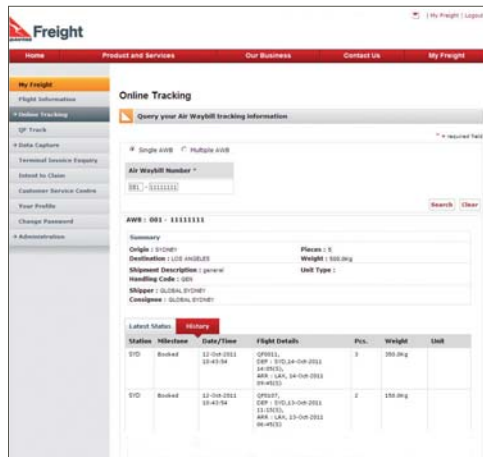
Online Tracking



Online Tracking step by step guide for registered users:

1. Go to qantasfreight.com, log in and select **Online Tracking** from the **My Freight** menu.
[!] If you are not a registered user, you can get instant access by clicking on **Register Now**.
2. Enter a valid Qantas or handled carrier air waybill number(s) and click **Search**. You can search up to 10 air waybills under the multiple search function.
3. A summary of your shipment and full milestone **History** will automatically display on screen. View all milestones that have occurred to your shipment and any relevant unit information associated with these specific milestones.
4. Click on the **Latest Status** tab to see a consolidated view of the most recent major milestone (booked, accepted, manifested, departed, checked in and delivered) in a summarised view. The **Latest Status** tab is reflective of the most recent movement, not each event that has occurred. All events prior to the latest movement will be displayed in the **History** tab.

For Example: A split shipment of 5 pieces at 500kg, travelling on two flights SYD/LAX will display as shown below.



History tab

Latest Status		History				
Station	Milestone	Date/Time	Flight Details	Pcs.	Weight	Unit
SYD	Booked	12-Oct-2011 10:43:54	QF0011, DEP : SYD,14-Oct-2011 14:05(S), ARR : LAX, 14-Oct-2011 09:45(S)	3	350.0Kg	
SYD	Booked	12-Oct-2011 10:43:54	QF0107, DEP : SYD,13-Oct-2011 11:15(S), ARR : LAX, 13-Oct-2011 06:45(S)	2	150.0Kg	

Latest Status tab

Latest Status		History				
Station	Milestone	Date/Time	Flight Details	Pcs.	Weight	Unit
SYD	Booked	12-Oct-2011 10:43:54	QF0011, DEP : SYD,14-Oct-2011 14:05(S), ARR : LAX, 14-Oct-2011 09:45(S), QF0107, DEP : SYD,13-Oct-2011 11:15(S), ARR : LAX, 13-Oct-2011 06:45(S)	5	500.0Kg	

<over the page>

Air waybill status online 24/7

Online Tracking from the homepage

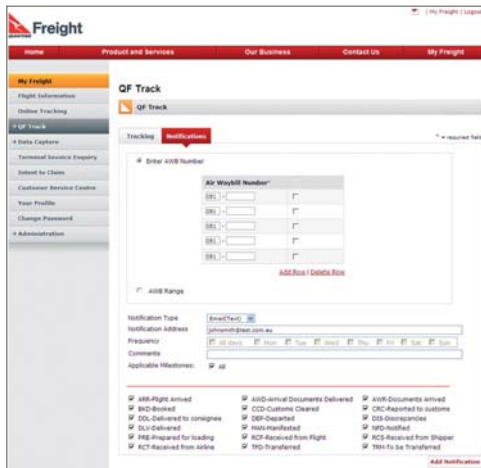


Online Tracking for non-logged in users:

[!] Security restrictions prevent non-logged in users from seeing full shipment status lists.

1. Go to qantasfreight.com and click the **Tracking** menu tab on the left hand side of the homepage.
2. Enter a valid air waybill number and click **Go**.
3. The latest status of your shipment will be displayed. Please note the latest status only shows the most recent event associated with your shipment. To view full movement history about your AWB, you will need to be a logged in registered user.

QF Track



QF Track

QF Track step by step guide for registered users:

1. Registered users also have the option to set up automatic email, SMS or telex notifications in **QF Track**.
 2. Log-in and select **QF Track** from the **My Freight** menu.
 3. Click on **Create** at the bottom of the screen and the **Notifications** tab will display. Select either:
 - a. AWB Number – to set up one or several individual AWBs.
 - b. AWB Range – to set up a range of AWBs (up to 400 AWBs).
- [!] You can select the notifications to send for a specific origin or destination if required.
4. Choose from email, SMS or telex as your notification option, and which milestones you would like to be notified of (booked accepted, manifested, departed, checked in, delivered). Click **Add Notification**.
 5. You can review, modify or delete your notification under the **Tracking** tab.

For more information, contact your local freight sales office or visit qantasfreight.com