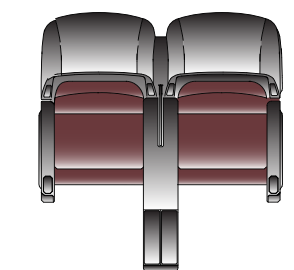
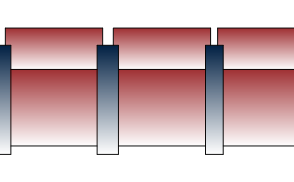
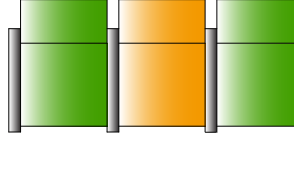
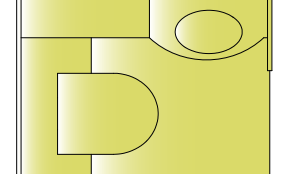
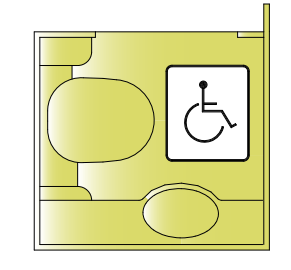


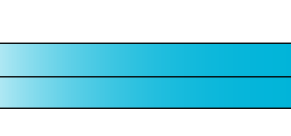


Layout:
 58 Business seats
 36 Premium Economy seats
 270 Economy seats
 Total: 364 seats

On Board

-  Business - Fully Flat Skybed
-  Premium Economy
-  Economy
-  Toilets
-  Accessible Toilet
-  Panasonic Entertainment System
-  Business Bar Facility
-  Economy Snack Bar

Boeing 747-400 Statistics

1a	Maximum Take-off Weight (ER)	412,769kg
1b	Maximum Take-off Weight	396,894kg
2	Wing Span	64.94m
3	Overall Length	70.40m
4	Cabin Width, Main Deck	6.10m5
5	Wing Area	525m ²
6a	Maximum Fuel Capacity (ER)	227,572L
6b	Maximum Fuel Capacity	216,507L
7a	Aircraft Range (ER)	12,971km
7b	Aircraft Range	12,700km